



Cal Grant

Competitive Program

This document displays data about the 2007-08 Competitive Cal Grants awarded to recipients. It also includes data for students who filed their applications on time and were financially eligible but did not receive an award (qualified non-recipients).

Under Senate Bill 1644 (Chapter 403, Statutes of 2000), California students who do not meet the eligibility criteria for an Entitlement Cal Grant award may compete for 22,500 Competitive Cal Grant awards. These awards are not an entitlement—“not guaranteed,” as are the Entitlement Cal Grant awards. Competitive awards are limited to the statutory number.

Students apply for half of these grants (11,250) by the March 2 Cal Grant application deadline. The

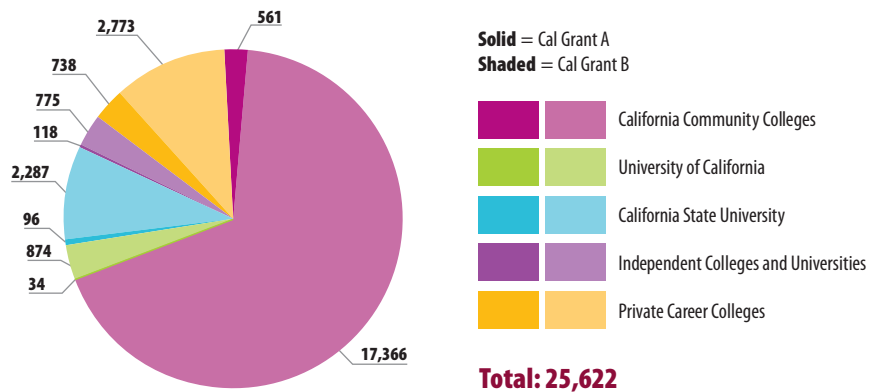
remaining grants (11,250) are required to be set aside for the September 2 application deadline for students attending a California Community College in the fall.

The document displays data from the 2007-08 Competitive Cal Grants awarded to students who applied by one or both deadlines and received awards or were financially eligible to receive an award (qualified non-recipients).

Typical Recipient

	March 2 Deadline	September 2 Deadline	Both Deadlines
Age	30	29	30
Income	\$14,643	\$15,186	\$14,895
GPA	3.28	3.26	3.27
Family Size	2.9	3.0	3.0

Awards by Segment



Note: The numbers in this document reflect the number of recipients notified. The number of awards funded will not exceed 22,500.

Competitive Cal Grant A

Award requirements include financial and basic eligibility and a minimum 3.0 high school grade point average (GPA) or a minimum 2.4 college GPA. Cal Grant A awards provide for full systemwide fees at the California State University and the University of California, as well as tuition support at independent California colleges and universities and private career colleges. Of these Cal Grant A awards, 1,172 were made for the March 2 deadline, while 24 percent, or 375 awards, were made for the September deadline.

Cal Grant A Awards by Gender

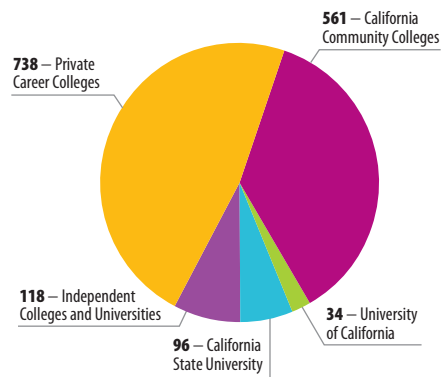
Men	380	25%
Women	1,167	75%
Total	1,547	100%

Average Student Assets by Segment*

School Segment	Assets
California Community Colleges	\$921
University of California	\$234
California State University	\$777
Independent Colleges and Universities	\$1,329
Private Career Colleges	\$356

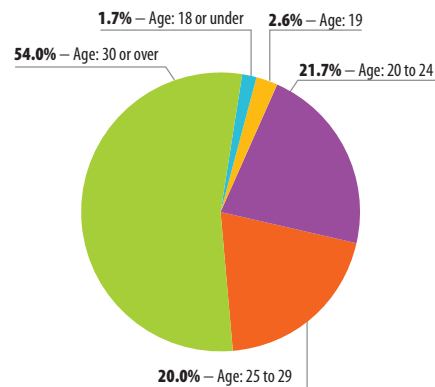
*82 percent of recipients are independent.

Cal Grant A Awards by School Segment



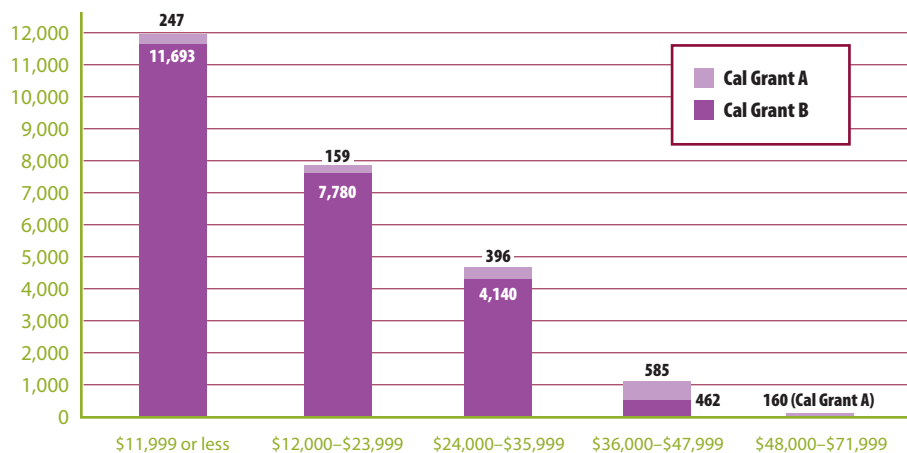
Total: 1,547

Cal Grant A Awards by Age

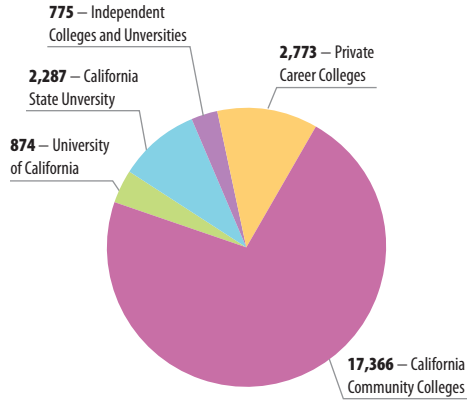


Total: 1,547

Competitive Cal Grant A and B Award Recipients by Income



Cal Grant B Awards by School Segment



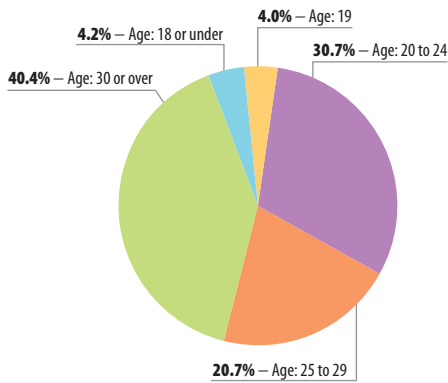
Total: 24,075

Competitive Cal Grant

B

Award requirements include financial and basic eligibility and a minimum 2.0 GPA. Cal Grant B awards provide up to \$1,551 for books and living expenses for first-year students. Beginning with the recipient's second year of attendance, Cal Grant B awards also help pay for tuition and fees at public or independent four-year colleges or other qualifying institutions. Of these Cal Grant B awards, 12,544 were made for the March 2 deadline, while 48 percent, or 11,531 awards, were made for the September deadline.

Cal Grant B Awards by Age



Total: 24,075

Cal Grant B Awards by Gender

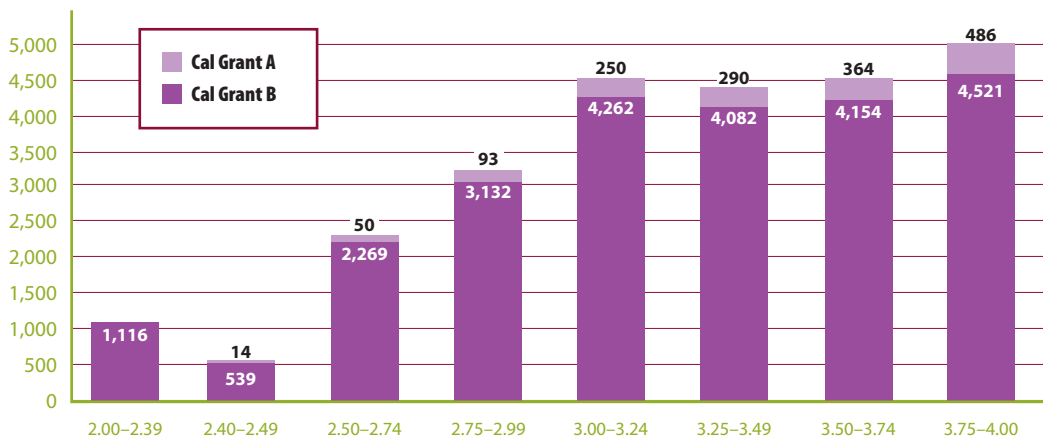
Men	6,539	27%
Women	17,536	73%
Total	24,075	100%

Average Student Assets by Segment*

School Segment	Assets
California Community Colleges	\$232
University of California	\$240
California State University	\$301
Independent Colleges and Universities	\$391
Private Career Colleges	\$340

*74 percent of recipients are independent.

Competitive Cal Grant A and B Award Recipients by GPA



Competitive Cal Grant Qualified Non-Recipients

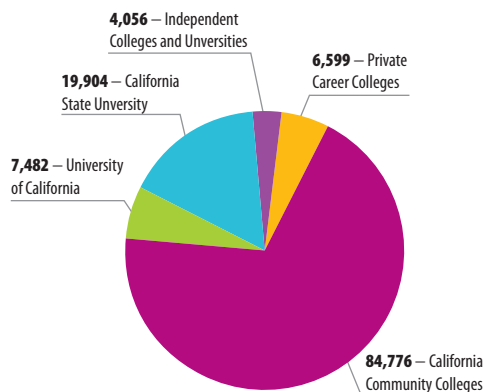
Applicants must meet multiple criteria to qualify. Submitting both the Free Application for Federal Student Aid and the Cal Grant GPA Verification Form is the first step for students to be considered for a Competitive Cal Grant. For 2007-08, 148,439 students were successful in meeting the financial and basic eligibility criteria. Additional eligibility criteria may include a disadvantaged high school experience, an orphan or ward of the court status and the size of the applicant's family relative to household income. About one out of six, or 17 percent, of the qualified students received awards. More than 122,800 qualified students remained unserved.

Average Student Assets by Segment*

School Segment	Assets
California Community Colleges	\$328
University of California	\$431
California State University	\$348
Independent Colleges and Universities	\$741
Private Career Colleges	\$552

*66 percent of qualified non-recipients are independent.

Competitive Cal Grant Qualified Non-Recipients by School Segment



Total: 122,817

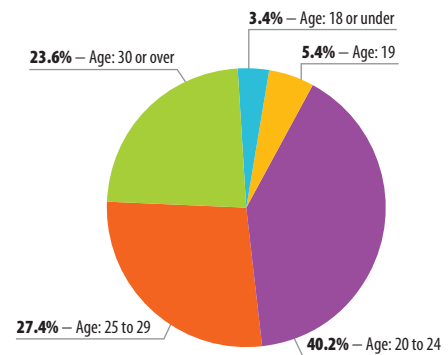
Typical Qualified Non-Recipient

Age	27
Income	\$21,563
GPA	2.89
Family Size	2.6

Qualified Non-Recipients by Gender

Men	51,298	42%
Women	71,519	58%
Total	122,817	100%

Competitive Cal Grant Qualified Non-Recipients by Age



Total: 122,817



California Student Aid Commission
P.O. Box 419030
Rancho Cordova, CA 95741-9030
www.csac.ca.gov

The California Student Aid Commission is the state's principal provider of intersegmental statewide grant aid to postsecondary students. Founded in 1955 as the California State Scholarship Commission, the Commission's primary programmatic responsibilities include administration of the Cal Grant program, the Chafee Grant Program and several targeted state scholarship and loan assumption programs. The 15-member Commission also oversees the activities of its nonprofit student loan services auxiliary, EdFund.