



Cal Grant

Competitive Program

This document displays data about the 2010-11 Competitive Cal Grants awarded to recipients. It also includes data for students who filed their application on time and were financially eligible but did not receive an award (qualified non-recipients).

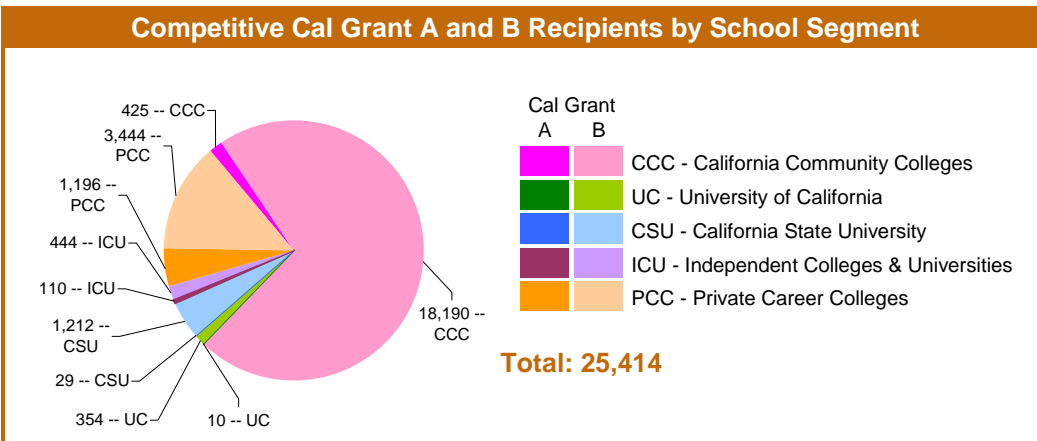
Under Senate Bill 1644 (Chapter 403, Statutes of 2000), California students who do not meet the eligibility criteria for an Entitlement Cal Grant award may compete for 22,500 Competitive Cal Grant awards. These awards are not guaranteed, as are the Entitlement Cal Grant awards. Competitive awards are limited to the statutory number.

application deadline. The remaining grants (11,250) are required to be set aside for the September 2nd application deadline for students attending a California Community College in the fall.

The document displays data from the 2010-11 Competitive Cal Grants awarded to students who applied by one or both deadlines and received awards or were financially eligible to receive an award (qualified non-recipients).

Students apply for half of these grants (11,250) by the March 2nd Cal Grant

Typical Recipient			
	March 2 nd Deadline	September 2 nd Deadline	Both Deadlines
Age	32	31	31
Income	\$14,107	\$13,818	\$13,963
GPA	3.41	3.39	3.40
Family Size	3.0	3.1	3.1

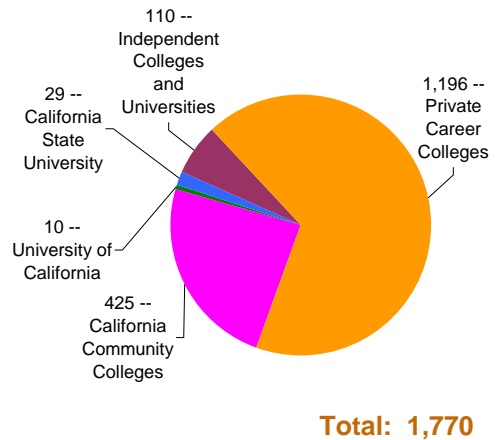


Note: The numbers in this document reflect the number of recipients notified. The number of awards funded will not exceed 22,500.

Competitive Cal Grant A

Award requirements include financial and basic eligibility and a minimum 3.0 high school grade point average (GPA) or a minimum 2.4 college GPA. Cal Grant A awards provide for full systemwide fees at the California State University and the University of California, as well as tuition support at independent California colleges and universities and private career colleges. Of these Cal Grant A awards, 1,464 were made for the March 2nd deadline, while 17 percent, or 306 awards, were made for the September 2nd deadline.

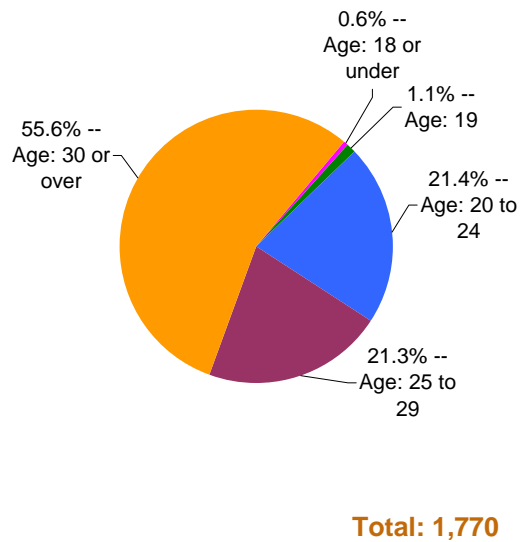
Cal Grant A Recipients by School Segment



Cal Grant A Recipients by Gender

Men	472	27%
Women	1,298	73%
Total	1,770	100%

Cal Grant A Recipients by Age

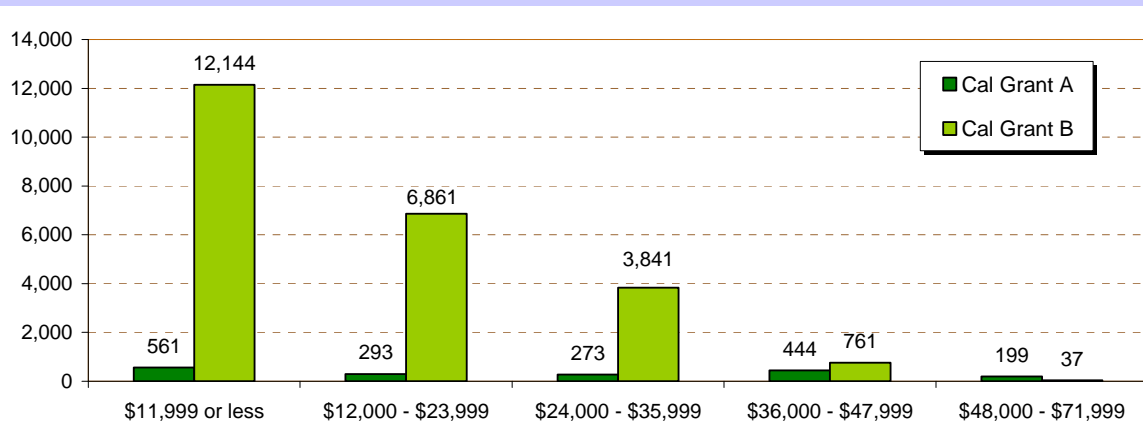


Cal Grant A Average Student Assets by Segment*

School Segment	Assets
California Community Colleges	\$1,407
University of California	\$9,080
California State University	\$4,645
Independent Colleges and Universities	\$473
Private Career Colleges	\$144

*90 percent of recipients are independent.

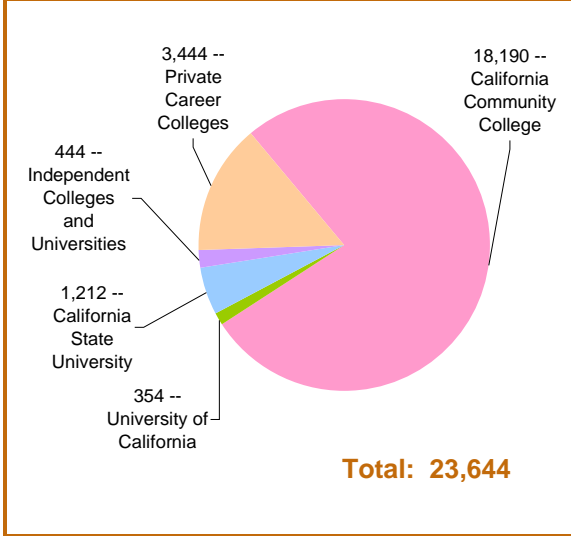
Competitive Cal Grant A and B Recipients by Income



Competitive Cal Grant B

Award requirements include financial and basic eligibility and a minimum 2.0 GPA. Cal Grant B awards provide up to \$1,551 for books and living expenses for first-year students. Beginning with the recipient's second year of attendance, Cal Grant B awards also help pay for tuition and fees at public or independent four-year colleges or other qualifying institutions. Of these Cal Grant B awards, 11,322 were made for the March 2nd deadline, while 52 percent, or 12,322 awards, were made for the September 2nd deadline.

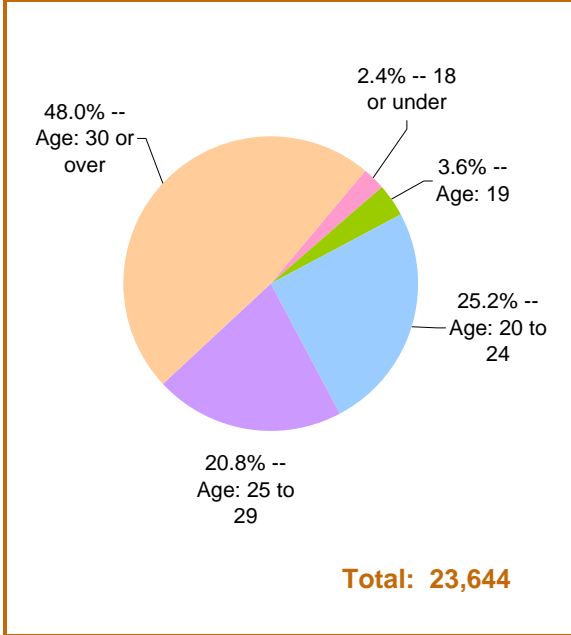
Cal Grant B Recipients by School Segment



Cal Grant B Recipients by Gender

Men	6,426	27%
Women	17,218	73%
Total	23,644	100%

Cal Grant B Recipients by Age

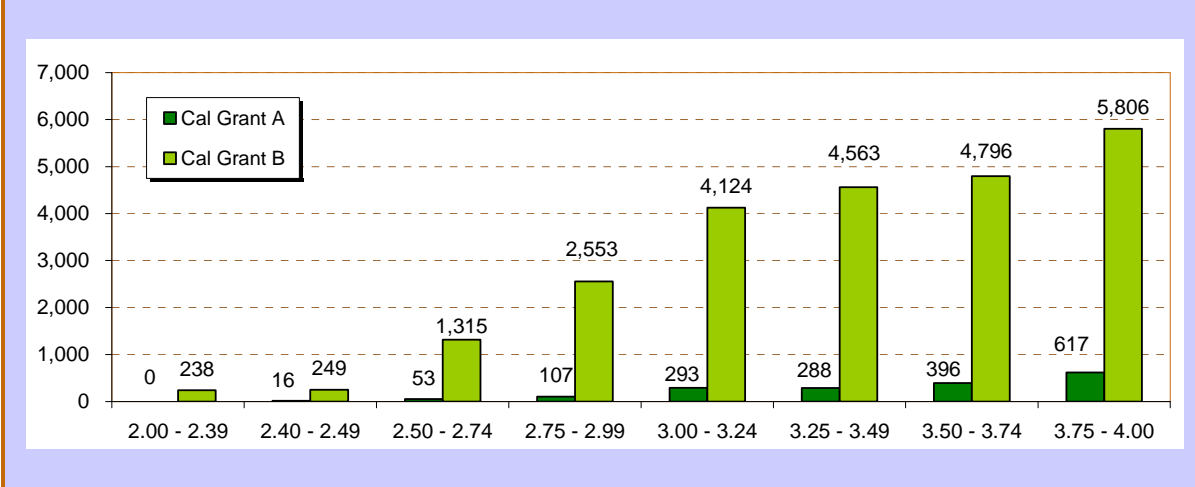


Cal Grant B Average Student Assets by Segment*

School Segment	Assets
California Community Colleges	\$208
University of California	\$392
California State University	\$455
Independent Colleges and Universities	\$525
Private Career Colleges	\$164

**80 percent of recipients are independent.*

Competitive Cal Grant A and B Recipients by GPA



Competitive Cal Grant Qualified Non-Recipients

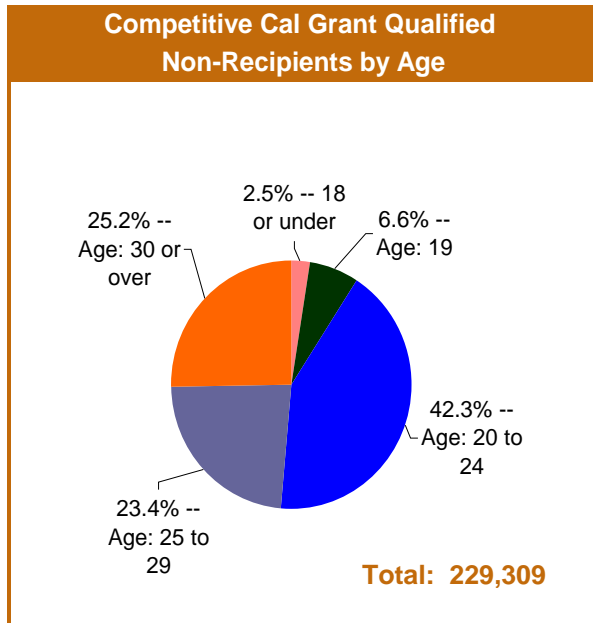
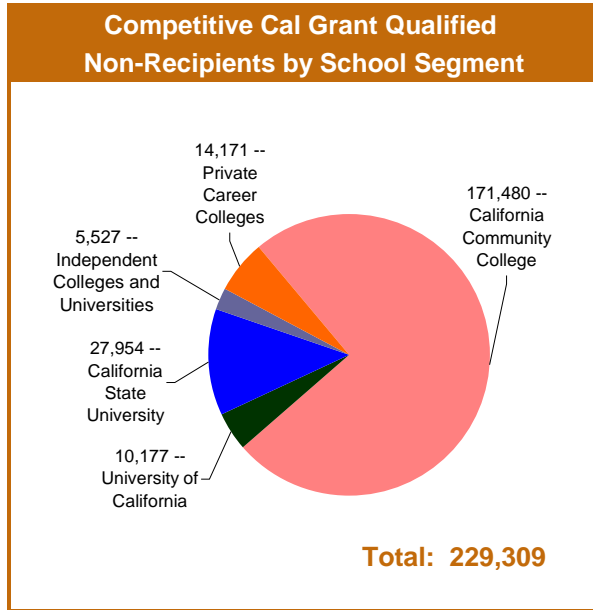
Applicants must meet multiple criteria to qualify. Submitting both the Free Application for Federal Student Aid and the Cal Grant GPA Verification Form is the first step for students to be considered for a Competitive Cal Grant. For 2010-11, over 254,700 students were successful in meeting the financial and basic eligibility criteria. Additional eligibility criteria may include a disadvantaged high school experience, an orphan or ward of the court status and the size of the applicant's family relative to household income. About one out of ten, or 10 percent, of the qualified students received awards. More than 229,300 qualified students remained unserved.

Typical Qualified Non-Recipient	
Age	27
Income	\$20,806
GPA	2.89
Family Size	2.8

Qualified Non-Recipients by Gender		
Men	97,465	43%
Women	131,844	57%
Total	229,309	100%

Competitive Cal Grant Qualified Non-Recipients Average Student Assets by Segment*	
School Segment	Assets
California Community Colleges	\$312
University of California	\$641
California State University	\$483
Independent Colleges and Universities	\$631
Private Career Colleges	\$388

**63 percent of non-recipients are independent.*



California Student Aid Commission
P.O. Box 419026
Rancho Cordova, CA 95741-9026
www.csac.ca.gov

The California Student Aid Commission is the state principal agency responsible for administering financial aid programs for students attending public and private universities, colleges, and vocational schools in California. The financial aid programs include the Cal Grant program, the Chafee Grant Program and several targeted state scholarship and loan assumption programs. The Commission also administers financial aid awareness and outreach programs, such as Cal-SOAP and Cash for College, in collaboration with business, private industry and community-based organizations.