



CAL GRANT A&B

High School Entitlement Program

This document presents aggregate demographic data about the 2016-17 High School Entitlement Cal Grant A and B new paid recipients. Total High School Entitlement new paid recipients: 95,969

Entitlement Cal Grant A awards provided funds toward tuition and mandatory system-wide fees of up to \$12,294. Entitlement Cal Grant B awards provided \$1,670 in funds toward living expenses in the first year, and \$1,670 in living expenses plus tuition and mandatory system-wide fees of up to \$12,294 beginning in the second year of eligibility.

Senate Bill 1644 (Chapter 403, Statutes of 2000), guarantees an Entitlement Cal Grant A or B award to every graduating high school senior who has financial need and who is academically eligible. This guarantee moved California closer to making college accessible and affordable for all those who wish to seek a postsecondary education.

For the 2016-17 March 2nd Entitlement award application deadline, the applicant pool included recent high school graduates, as well as those who graduated in 2014-15 and did not receive a Cal Grant award. Dream Act students who met specified criteria were eligible to apply for Entitlement Cal Grant awards, as authorized by Chapter 604, Statutes of 2011, and used the California Dream Act Application to apply.

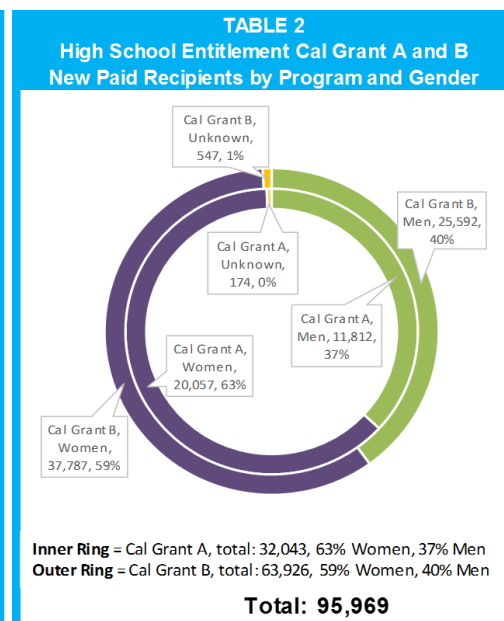
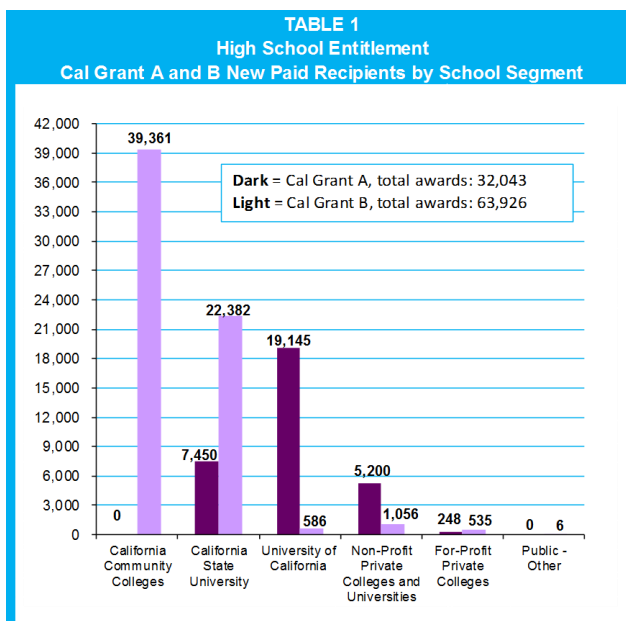
The data in this report reflect the 2016-17 High School Entitlement (Entitlement) Cal Grant A and B new paid recipients. Paid Recip-

ients are those who applied for Entitlement Cal Grant awards, met statutory requirements and were offered awards, attended Cal Grant participating institutions, and received payment.

For 2016-17, 152,150 students were offered new Entitlement Cal Grant A and B awards which included 49,855 Cal Grant A awards and 102,295 Cal Grant B awards. Of the 152,150 new offered awardees, 95,969 (72.3%) actually used their awards and became Paid Recipients. Of the 95,969, 32,043 (33%) were in the Entitlement Cal Grant A program and 63,926 (67%) were in the Entitlement Cal Grant B program.

Some items of note include:

- Over 96% (61,743 of 63,926) of Paid Recipients in the Entitlement Cal Grant B program, which serves the lowest-income students, attended either a California Community College (CCC) or a California State University (CSU). Almost 60% (19,145 of 32,043) Paid Recipients of Entitlement Cal Grant A attended a University of California (UC) (Table 1).
- The average income for Entitlement Cal Grant B students was \$21,773 with a family size of 4.2. The 2017 poverty line for a family of 4 is \$24,600 (Table 14, p.4).



Facts at Your Fingertips 2016-17 – High School Entitlement

Entitlement Cal Grant

A

Award requirements include financial eligibility, a minimum 3.0 grade point average (GPA) and graduation from high school primarily in 2015-16, or 2014-15 for those who did not receive a Cal Grant award in the year immediately following high school graduation. Cal Grant A awards provide for full tuition and system-wide fees at the California State University (\$5,472) and the University of California (\$12,294), as well as tuition support at independent California colleges and universities and private for-profit institutions accredited by the Western Association of Schools and Colleges (\$9,084), and private for-profit colleges (\$4,000). The following charts include data on High School Entitlement Cal Grant A new paid recipients by: school segment, GPA, income, and age.

TABLE 3

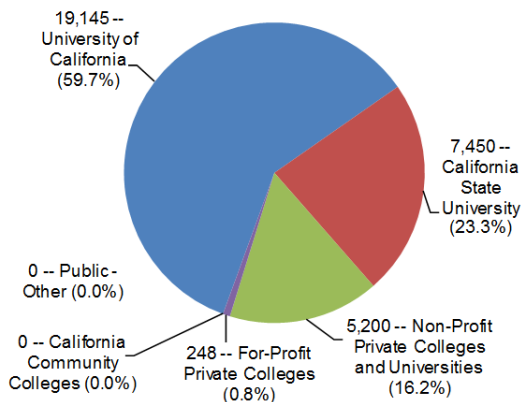
Cal Grant A Average Parental Assets by Segment*

School Segment	Assets
California Community Colleges	N/A
University of California	\$1,967
California State University	\$2,743
Non-Profit Private Colleges & Universities	\$2,651
For-Profit Private Colleges	\$1,716

* Assets do not include the primary residence or retirement plans; 98 percent of new paid recipients are dependent.

TABLE 4

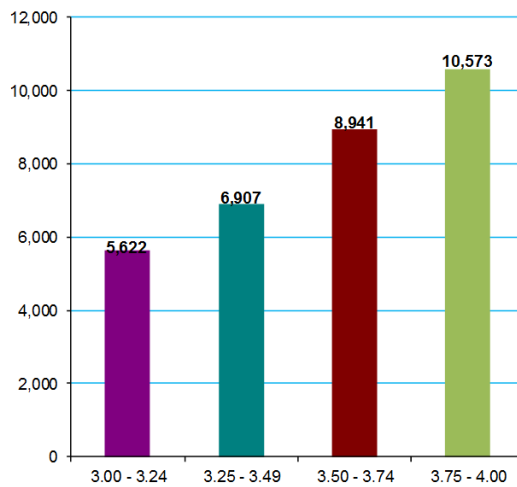
Cal Grant A New Paid Recipients by School Segment



Total: 32,043

TABLE 5

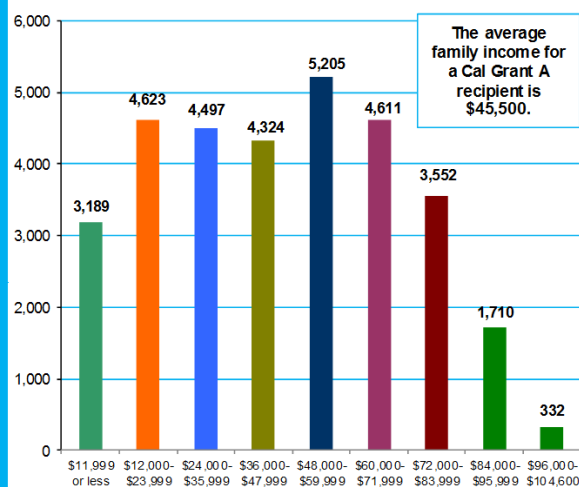
Cal Grant A New Paid Recipients by GPA



Total: 32,043

TABLE 6

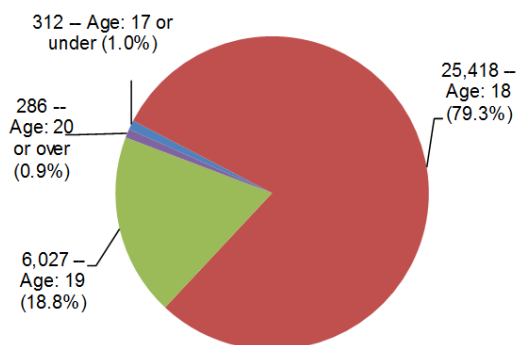
Cal Grant A New Paid Recipients by Income



Total: 32,043

TABLE 7

Cal Grant A New Paid Recipients by Age



Total: 32,043

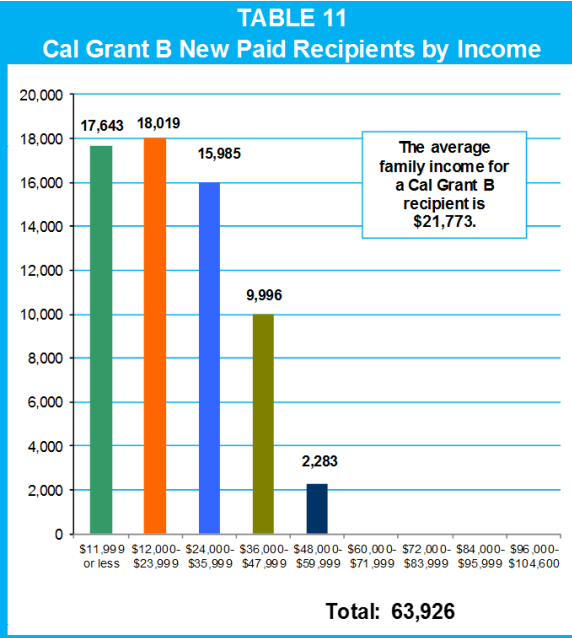
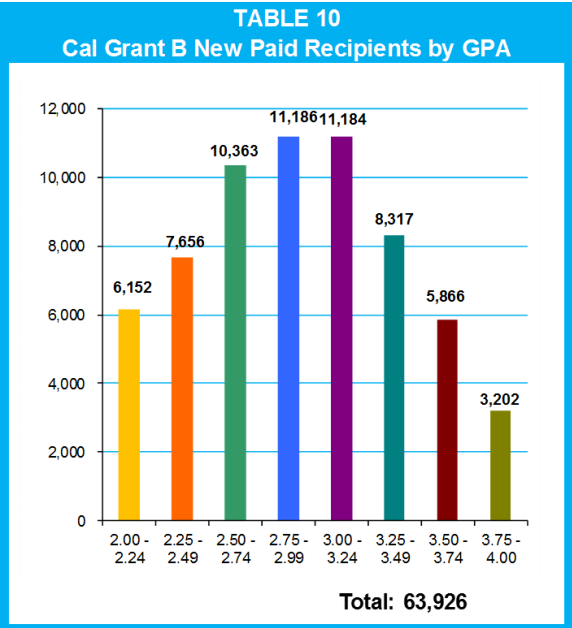
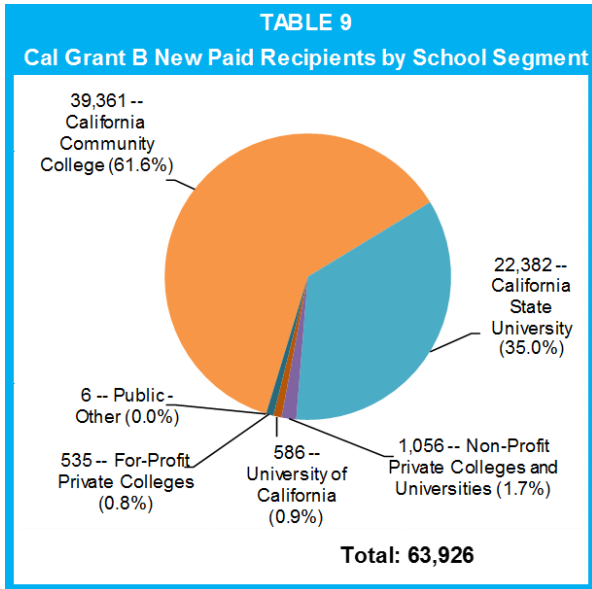
Entitlement **B** Cal Grant

Award requirements include financial eligibility, a minimum 2.0 GPA and graduation from high school primarily in 2015-16, or 2014-15 for those who did not receive a Cal Grant award in the year immediately following high school graduation. Cal Grant B awards provide up to \$1,670 for books and living expenses for first-year students. Beginning with the recipient's second year of attendance, Cal Grant B awards also help pay for tuition and fees at public and independent four-year colleges or other qualifying institutions. The following charts include data on High School Entitlement Cal Grant B new paid recipients by: school segment, GPA, income, and age.

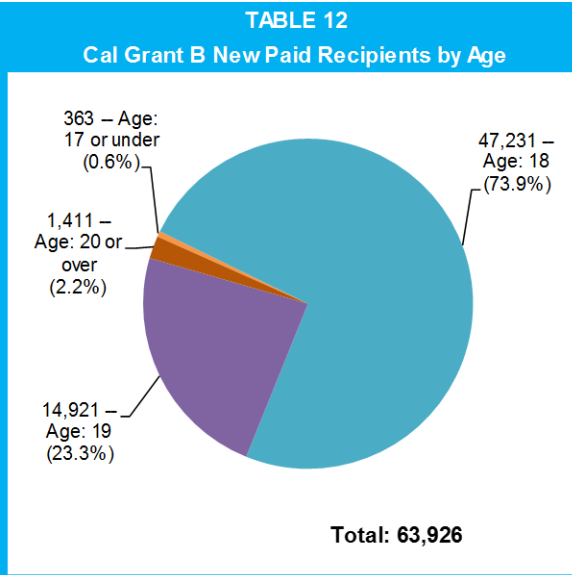
TABLE 8
Cal Grant B Average Parental Assets by Segment*

School Segment	Assets
California Community Colleges	\$239
University of California	\$1,803
California State University	\$383
Non-Profit Private Colleges & Universities	\$797
For-Profit Private Colleges	\$271

* Assets do not include the primary residence or retirement plans; 94 percent of new paid recipients are dependent.



The Cal Grant B maximum income ceiling for a family of six is \$57,500.



About the New Paid Recipients

TABLE 13

High School Entitlement Cal Grant A and B New Paid Recipients by Application Filed

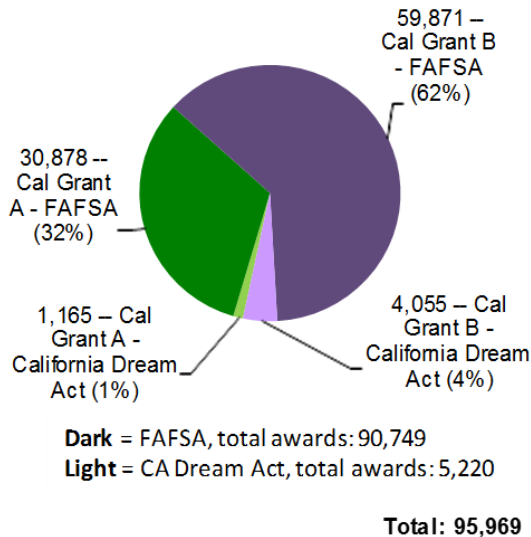


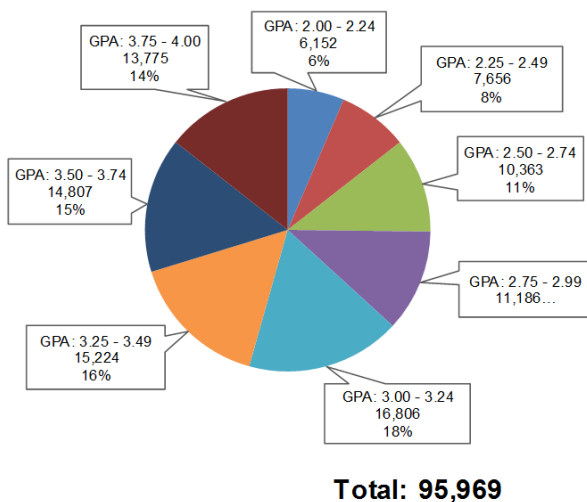
TABLE 14

Typical New Paid Recipient

	Income	GPA	Family Size
Cal Grant A	\$45,500	3.57	4.2
Cal Grant B	\$21,773	2.92	4.2
All (Cal Grant A & B)	\$29,695	3.14	4.2

TABLE 15

High School Entitlement Cal Grant A and B New Paid Recipients by GPA



About the Applicants

Applicants must meet multiple criteria to qualify. Submitting both the Free Application for Federal Student Aid (FAFSA) or the California Dream Act Application and the Cal Grant GPA Verification Form is the first step for students to be considered for a High School Entitlement award. Of the 225,079 students who were successful in completing this first step, 12,153 did not qualify for the Cal Grant program for various reasons. The remaining 212,926 applicants were matched against the program's financial criteria, and 152,150 were offered a High School Entitlement Cal Grant. Of the 152,150 offered awardees, 95,969 attended an eligible Cal Grant participating institution and became Paid Recipients, including 32,043 in the Entitlement Cal Grant A program and 63,926 in the Entitlement Cal Grant B program.

- 66% (59,871 of 90,749) of FAFSA filers received a Cal Grant B compared to 78% (4,055 of 5,220) of Dream Act filers (Table 13).
- The minimum GPA for High School Entitlement Cal Grant B is 2.00, but nearly 45% (28,569 of 63,926) of Cal Grant B recipients had a GPA of at least 3.00 (Table 10, p.3).



California Student Aid Commission
P.O. Box 419026
Rancho Cordova, CA 95741-9026
www.csac.ca.gov

The California Student Aid Commission is the state principal agency responsible for administering financial aid programs for students attending public and private universities, colleges, and vocational schools in California. The financial aid programs include the Cal Grant program, the Chafee Grant Program and several targeted state scholarship and loan assumption programs. The Commission also administers financial aid awareness and outreach programs, such as CalSOAP and Cash for College, in collaboration with business, private industry and community-based organizations.